

UWE5-1M12V (Product No.: 107200540101)

Product Feature

- Wide input voltage with active PFC,full loading output
- Ultra-thin design,save install space
- Adapt to the harsh working environment
- Isolated design, safe and reliable
- Protections: overload, over temperature short circuit, lightning protection etc.
- Conformed with CE/CB/CCC/SAA/ENEC/SELV/BIS certification.
- The typical efficiency up to 78%
- Protect level IP67
- Warranty 5 years



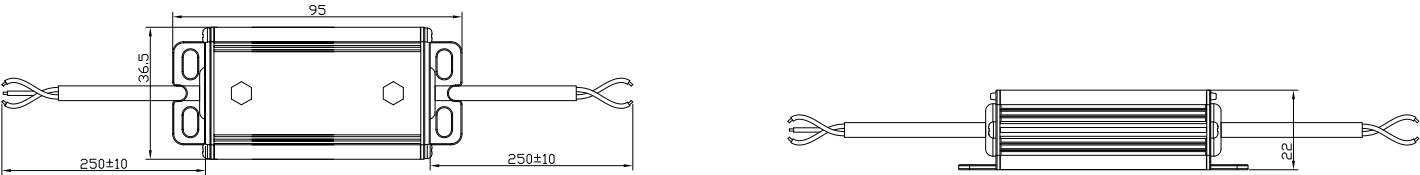
Application



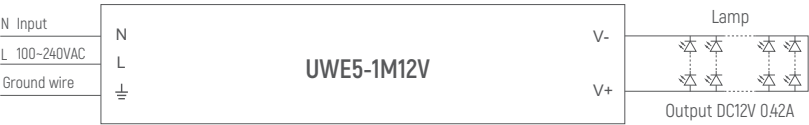
Technical Parameters

Model	UWE5-1M12V	
Input	Efficiency	78%@240VAC, Full load
	Voltage	100VAC-240VAC
	Frequency	47~63Hz
	Power Factor	/
	Current	0.2Amax@240VAC, Full load
	Inrush Current	Cold start <30A @240VAC(full load)
Output	Current/Voltage/Power	0.42A/12VDC/5W
	Ripple Current	<120mVp-p
	Channel	1
	Voltage Tolerance	±5%
Protection	Short Circuit	Auto recovery when failure is removed
	Over Voltage	<18VDC Shut down the output, After restart recovers automatically
	Over Current	<0.6A auto recovery when failure is removed
Others	Working Temp.	-25°C~60°C
	Storage Temp.; Humidity	-40°C~85°C, 20~90%RH
	Tc	90°C
	Material	Metal
	IP Rating	IP67
	Lifetime	50,000h@tc:85°C
	Warranty Condition	5 years
	Switch Cycle	>100,000 times
	Packing Size	Net weight: 165g±5%/PCS; 100PCS/Carton; 17kg±5%/Carton; Carton Size: 322*294*284mm(L*W*H)
	Dimension	95*36.5*22mm(L*W*H)

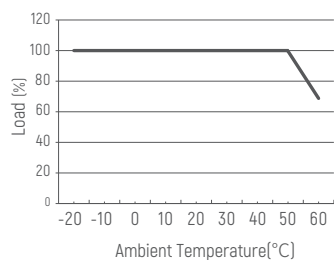
Dimension(mm)



Wiring Diagram



Derating Curve



Cautions

- 1 This product should cut off the input voltage and installed by a professional.
- 2 Make sure that the output voltage and current of the power supply must meet the specifications of the lamp before installation.
- 3 It is waterproof IP67,do not soak in water for a long time when using.
- 4 The driver should be installed in a well space and environment.
- 5 The sectional area of the conductor wire which connect to the driver and lamp should be enough (Recommended less than 4A/mm).
- 6 Make sure all connections are correct and secure before powering up.
- 7 If break down during use,it must be repaired by a professional or contact the supplier.

※ The contents of this manual are updated without prior notice. If the function of the product you are using is inconsistent with the instructions, the function of the product shall prevail.Please contact us if you have any questions.

UWE5-1M12V (产品代码: 107200540101)

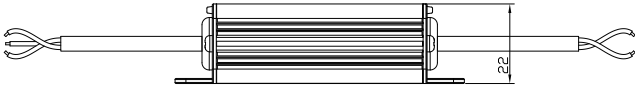
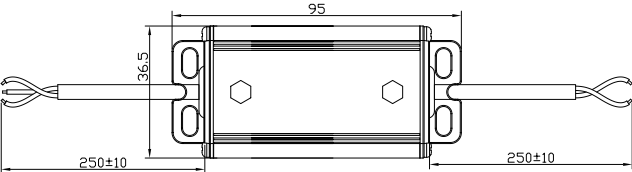
产品特点

- 宽电压输入，足功率输出
- 超薄设计，节约安装空间
- 适应严酷的工作环境
- 采用隔离式设计，安全可靠
- 具有防雷、过载、短路、过温等保护功能
- 符合CE/CB/CCC/SAA/ENEC/SELV/BIS认证
- 整机典型效率高达78%
- 防护等级达IP67
- 质保期5年

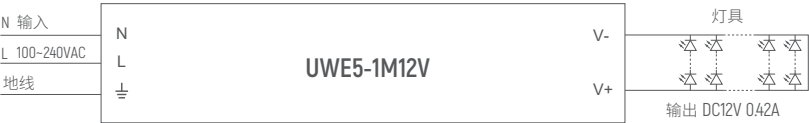
技术参数

型号	UWE5-1M24V	
输入	效率	78%@240VAC, 满载
	电压	100VAC-240VAC
	频率	47-63Hz
	功率因数	/
	电流	0.2Amax@240VAC, 满载
	浪涌电流	冷启动 <30A @240VAC(满载)
输出	电流/电压/功率	0.42A/12VDC/5W
	波纹电流	<120mVp-p
	通道	1
	电压公差	±5%
保护	短路	故障排除后自动恢复
	过压	<18VDC 关闭输出，重启后恢复
	过流	<0.6A故障排除自动恢复
其它	工作温度	-25°C~60°C
	储存温度、湿度	-40°C~85°C, 20-90%RH
	Tc	90°C
	材质	金属
	防水等级	IP67
	寿命	50,000h@tc:85°C
	质保	5年
	开关周期	>100,000次
	包装重量	净重: 165g±5%/个; 100个/箱; 17kg±5%/箱; 外箱尺寸: 322*294*284mm[长*宽*高]
	产品尺寸	95*36.5*22mm[长*宽*高]

产品尺寸(mm)



应用接线图





CCC

SAA

CE

CB

RoHS

SELV

应用

洗墙灯

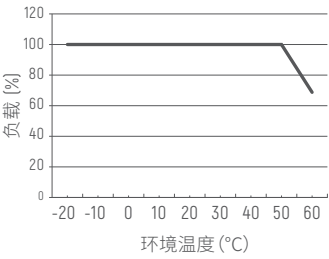
LED灯带

LED硬灯条

地埋灯

AR斗胆灯

降额曲线



注意事项

- 1. 本电源应切断输入电压并由专业人员进行安装调试
- 2. 安全前须确认电源输出的电压电流符合灯具的规格要求
- 3. 本电源防水等级为IP67，不可浸泡在水中工作
- 4. 电源应安装在良好散热的空间与环境
- 5. 用于连接电源及灯具的导线面积应足够(建议小于4A/MM²)
- 6. 通电前，须确认所有连接正确且牢固
- 7. 使用过程中如发生故障，须由专业人员维修或联络供应商

※ 本说明书内容如有更新，恕不另行通知。若您使用的产品功能与说明书不一致时，请以产品为准。如有疑问请与我们联系。